




UDL
Digital Tools and Google Extensions for
CLIL

Susan Dreger

Today's Session

- Mentimeter –
Tools you use?
- UDL framework
- Blooms digital
taxonomy
- Chrome
Extensions
- Digital apps
- Questions?
Mentimeter



A decorative graphic featuring various colored circles and dashed lines. In the top left, there is a large teal ring and a smaller teal circle. In the top right, there is a large lime green circle and a smaller green circle. In the bottom left, there is a large green circle with a white dot, a smaller lime green circle, and a small orange circle. In the bottom right, there is a large yellow ring, a large orange circle, and a small pink circle. A dashed grey line curves through the scene, passing behind the text.

Which digital tools
or Google apps do
you use?

What does
UDL have to
do with
CLIL?



What is the UDL framework?

- UDL is a framework to improve and optimise teaching and learning for **all students** based on scientific insights into how humans learn.
- As CLIL teachers have to take into consideration many strategies which help learners with the language aspect, **UDL framework can be very useful.**

Let's design from the start!



Equality

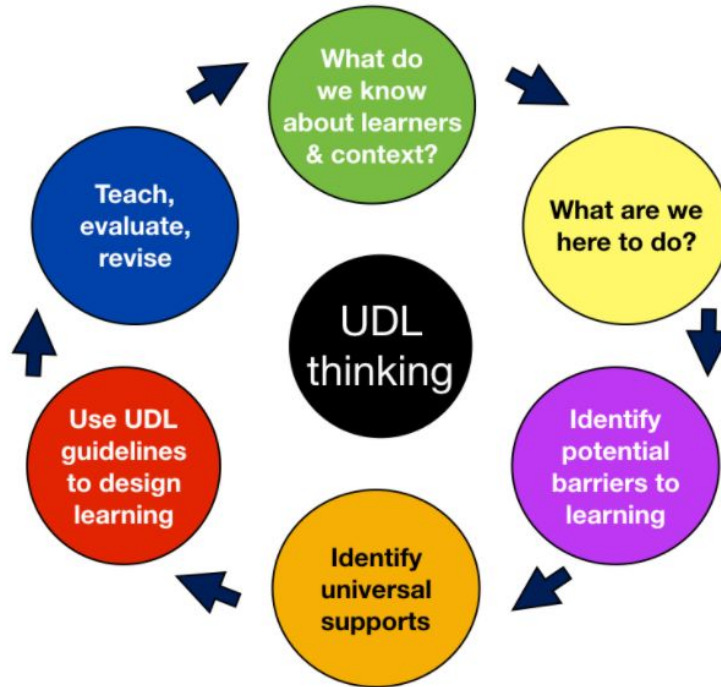


Equity



Accessibility

UDL Thinking



UDL

Universal Design for Learning as the best concepts for a **flexible, creative and inclusive** learning environment for the benefit of all learners, **including you.**

I would like to give you UDL **perspectives and practical digital tools** to challenge and change your everyday working methods.

Is UDL only used for special needs or struggling students?



UDL is not a special ed thing or even a general ed thing.

It's just an ed thing.

It is a way to connect every student to the learning experience, and a way at looking at learning that is fully inclusive and promotes success for all learners, regardless of ability.

Mike Marotta

Where does 'digital' fit in?



Advantages of Educational Apps

- Motivation and Engagement
- Preparation For The Future
- Individualized Learning
- Special Education Barriers to Learning Can Be Removed
- Help Student Academic Performance
- Assist Teachers
- Attention and Emotional Development

And CLIL?



Google Apps and Digital Tools

Can help students with many of their language needs as well as with their subject content.

Google Extensions

[Read Aloud](#)

[Select and Speak - Text to Speech](#)

[Mercury Reader](#)

[Speech to text](#)

[Readlang](#)

[Talk and Comment](#) (Classroom)

Digital tools and apps

[Flipgrid](#) (video)

[Padlet Voice App](#)

[Edpuzzle](#)

[Mentimeter](#)

[Jamboard](#)

[Canva](#)

Google Extensions

Google Chrome extensions are programs that can be installed into Chrome in order to change the browser's functionality. This includes adding new features to Chrome

- Go to Google Chrome Web Store
- Search for the 'help' you are needing
- 'Add to Chrome'
- You will find the extension symbol with all of your extensions on the top right-hand corner.
- Open menu and click as needed.

[Tutorial YouTube:](#)

Read aloud



What is it for?

Turns your text into voice. can read PDF, Google Docs, Google Play books, Amazon Kindle, etc...

Select and Speak – Text to Speech

Speech to Text



What is it for?

Turns your voice dictations into text. Very handy...

- for those who want to practise their pronunciation
- for those who have difficulties writing
- for those who are not able to use fine motor skills.

Mercury Reader



What is it for?

- Cleans your page!
- Removes ads and distractions, leaving only text and images
- Leaves a clean and consistent reading view

Readlang

R

What is it for?

Translates words into your language as you read. Especially good for

- helping beginner language learners to gain confidence when reading.
- Getting instant translations as you read

Quick Translator



What is it for?

Translates words into the language of your choice with one quick click as you read.

Useful Extensions for teachers

[Google Meet Grid view](#)



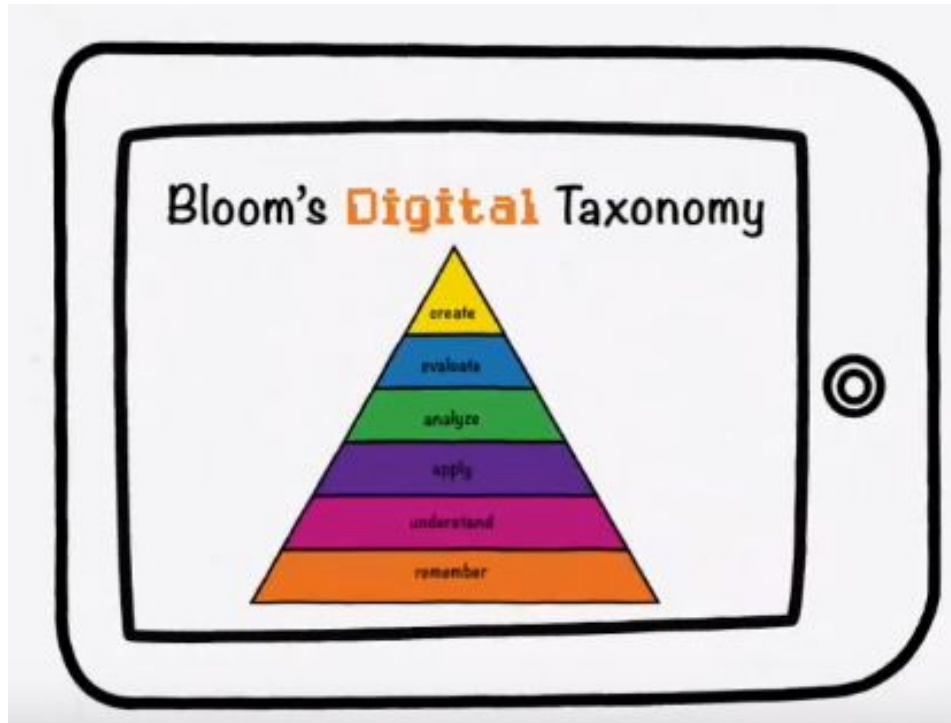
[Talk and Comment](#)



[Google meet attendance](#)




Bloom's revised digital taxonomy

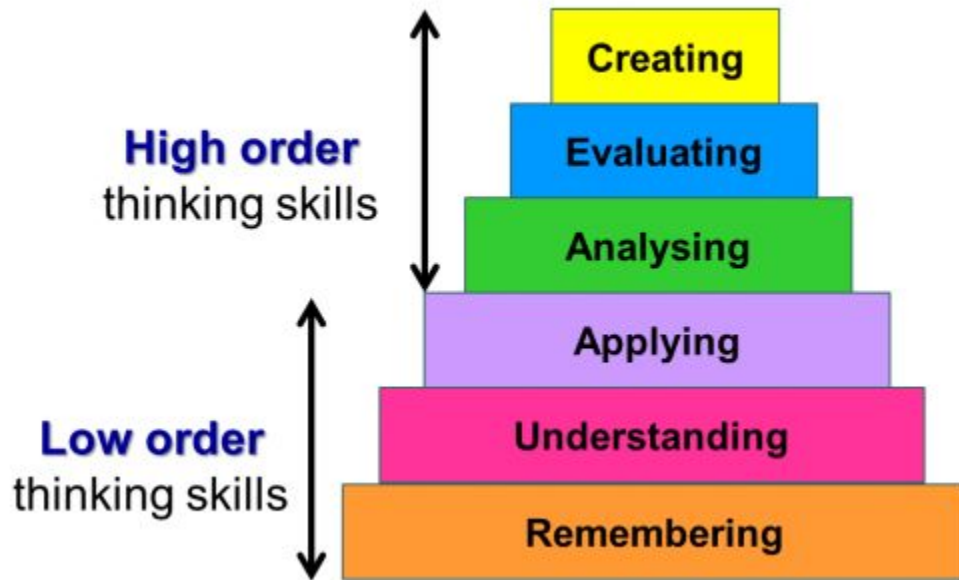


CLIL TIMES

by PIÑEIRO



HOTS AND LOTS



HOT Skills

Creating



Blogging



Filming



Podcasting



Directing

Evaluating



Grading



Testing



Posting



Moderating

Analyzing



Mind Mapping



Surveying



Linking



Validating



Apps or Digital tools

Flipgrid

Go to <https://flipgrid.com/32bc0900>

Code: 195d7703

Padlet

Voice messages

What is it for?

- Allows students to add voice messages directly to their post-it notes
- Provide one canvas for all students to share their opinions, stories, oral productions...

Your turn!!

<https://padlet.com/sdreger/h98kbb81wu>

EdPuzzle



What is it for?

- Allows videos to be cropped and edited
- Allows you to add 3 types of questions to your video
- Allows students flexibility when listening and answering

[Let's try!](#)

Jamboard



What is it for?

- Brainstorm in realtime.
- Share your ideas
- Organize your thoughts!

[Let's try!](#)

A decorative graphic featuring a large, light blue dashed circle that frames the central text. Various colored circles and arcs are scattered around the page: a large green circle at the top left, a large cyan arc at the top center, a large yellow circle at the top right, a large orange circle at the bottom left, and a large orange arc at the bottom right. Smaller circles in green, blue, orange, and pink are also present.

“

Questions on **MENTIMETER**

menti.com
Codi: 3551 2635

The background features a large, light blue dashed circle that frames the central text. Scattered around this circle are various solid-colored shapes: a large lime green circle at the top left, a large cyan ring at the top center, a large yellow circle on the right, a large orange circle on the left, and several smaller circles in green, blue, orange, and pink. A blue circle containing the opening quotation mark is positioned above the text.

“

The technology itself is not transformative. It's the school, the pedagogy, that is transformative.

Tanya Byron

A decorative graphic featuring a large dashed light-blue circle that frames the central text. Various colored circles and arcs are scattered around it: a large lime green circle at the top left, a large cyan arc at the top center, a large yellow circle at the top right, a large orange circle at the bottom left, and a large orange arc at the bottom right. Smaller circles in green, blue, pink, and cyan are also present.

“

Thank you!

@susandreger
sdreger@xtec.cat